

Premier Brand Fit Guide


NORTH END SPORT **NORTH END SPORT**

MODERN FIT: A sleek, modern silhouette made to fit closer to the body for a fashion-forward appeal. Using tailoring techniques, North End Sport creates a slim, tapered silhouette through strategically placed seaming, pleating and panels to create an updated fit.




TEAM 365

TEAM 365 focuses on true athletic outfitting. Our **ATHLETIC FIT** allows garments to move and flex comfortably with the athlete, keeping the coaching staff on tasks on the sidelines or the fans cheering comfortably in the bleachers.




DEVON & JONES

A ACTIVE FIT: A slightly trimmer cut than classic fit for a clean professional look, without excess bulk.


C CLASSIC FIT: A relaxed silhouette, straight cut throughout for conventional comfort and fit.

P PERFECT FIT: Our exclusive ladies' collection. Thoughtful designs that flatter every size and shape without any clinging in the wrong places.




H HARRITON

Harriton's **UNIVERSAL FIT** offers all day functional comfort fits that allow for ease of movement. Designed with light industrial and service environments in mind, Harriton garments are built to fit the everyday workplace, whatever the day requires.




NORTH END **extreme** **CORE**

A current silhouette that suits everyday wear with an updated **TRADITIONAL FIT** to allow movement comfortably. Active inspired details and fabrics allow these garments to suit your everyday activities while creating an easy, professional look.



authentic pigment

Authentic Pigment offers both classic and modern designs through its **CLASSIC FIT** and **FASHION FIT** styles. While the classic designs and relaxed silhouettes offer a vintage feel, the modern designs offer a slightly tapered body with the signature soft fabrics to create a youthful look and feel.



Finding your perfect garment size is easy

How to Measure

CHEST: Measure just under the arms, across fullest part of chest, around shoulder blades holding tape firm and level.

WAIST: Measure your natural waistline, keeping one finger between the tape and the waist.

HIP: Stand and measure around the fullest point of hips.

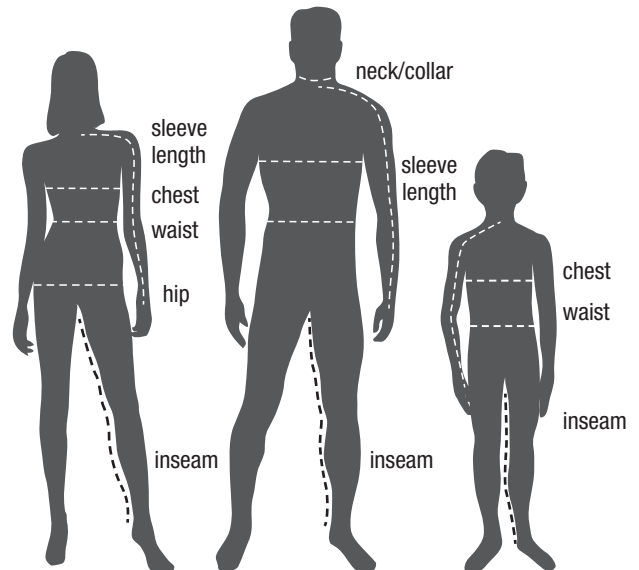
SLEEVE LENGTH: With arm relaxed at side and slightly bent, measure from center back neck, over the shoulder, down to the outer wrist.

INSEAM: Stand and measure from center crotch to bottom of ankle bone. (Please refer to specific style for garment inseam length.)













UNISEX: Men's medium is similar to ladies' large. Sleeve length will be about 1-1½" longer. Body of garment is not form fitting. Unisex medium is equivalent to men's medium through chest and sleeve length.




















TALL SIZES:

Men's garments have added length in the body and sleeves. Short-sleeves are 1" longer, long-sleeves and body length are 2" longer.



MEN'S GARMENT SIZE	XS	S	M	L	XL	XXL	3X	4X	5X	6X
Neck/Collar Size	13.5" - 14"	14.5" - 15"	15.5" - 16"	16.5" - 17"	17.5" - 18"	18.5" - 19"	19.5" - 20"	20.5" - 21"	21.5" - 22"	
Chest	32" - 35"	35" - 39"	39" - 42"	42" - 46"	46" - 49"	49" - 52"	52" - 56"	56" - 60"	60" - 64"	64" - 68"
Waist	26" - 30"	30" - 32"	32" - 35"	35" - 38"	38" - 41"	41" - 44"	44" - 47"	47" - 50"	50" - 53"	
Sleeve Length (Regular)	32.5" - 33"	33" - 33.5"	34" - 34.5"	35" - 35.5"	36" - 36.5"	37" - 37.5"	38" - 38.5"	38.5" - 39"	39" - 39.5"	39.5" - 40"
Sleeve Length (Tall)				37" - 37.5"	38" - 38.5"	39" - 39.5"	40" - 40.5"	40.5" - 41"	41" - 41.5"	41.5" - 42"
LADIES' GARMENT SIZE	XS	S	M	L	XL	XXL	3X			
Equivalent Ladies' Sizes	2-4	6-8	10-12	14-16	18	20	22			
Chest	31" - 33"	33" - 36"	36" - 38"	38" - 42"	42" - 45"	45" - 49"	50" - 53"			
Waist	23" - 25"	25" - 28"	28" - 30"	30" - 32"	32" - 35"	35" - 38"	38" - 41"			
Hip	33" - 35"	35" - 38"	38" - 40"	40" - 42"	42" - 45"	45" - 48"	48" - 51"			
Sleeve Length	30" - 30.5"	30.5" - 31"	31.5" - 32"	32.5" - 33"	33.5" - 34"	34.5" - 35"	35" - 35.5"			
YOUTH GARMENT SIZE	S (6-8)	M (8-10)	L (10-12)	XL (12-14)						
Chest	26" - 28"	28" - 30"	30" - 32"	32" - 34"						
Waist	23" - 24"	25" - 26"	27" - 28"	29" - 30"						
Sleeve Length	25" - 26.5"	26.5" - 28"	28" - 29.5"	29.5" - 31"						

BRAND	GENDER	XXS	XS	S	M	L	XL	2XL	3XL	4XL	5XL	6XL
	Men's T-Shirt (Chest)			40	42	44	47	49	52	54		
	Men's Mesh Tank (Chest)			44	46	49	52	55	58			
	Men's (Waist)		28-30	30-32	32-34	34-36	36-38	40-42	42-44	44-46		
	Ladies' (Chest)		34	36	38	40	42	44				
	Youth T-Shirt (Chest)			33	35	37	39					
	Youth Mesh Tank (Chest)			34	36	38	40					
	Youth (Waist)		22-24	24-26	26-28	28-30	30-32					
	Men's (Chest)			36-38	39-41	42-44	45-47	48-50	51-53			
	Men's (Chest) styles A123, A125, A195, A200, A201 only			34-37	37-40	40-44	44-48	48-52	53-58			
	Ladies' (Chest)			34-35	36-37	38-40	41-43	45-46				
	Men's (Chest)		33-36	36-39	39-42	42-45	45-48	48-51	51-55	55-59		
	Men's (Inseam)		31-32	31-32	31-32	32-33	32½-33½	33½	33½			
	Men's Bottoms (Waist)		28-30	30-32	32-34	35-38	38-41	41-44	44-47			
	Ladies' (Size)		2-4	4-6	8-10	12-14	16-18	20-22	24-26			
	Ladies' Bottoms (Waist)		23-25	26-28	28-30	30-32	32-34	34-37	37-40			
	Ladies' Bottoms (Inseam)		31-32	31-32	32-33	32½-33½	33½	33½	33½			
	Youth (Size)		4	6-8	10-12	14-16	18-20					
	Youth (Chest)		25-26	26-28	28-30	30-32	32-35					
Youth Bottoms (Waist)		24-25	25-26	26-27	27-28	28-31						
	Men's (Chest)			36-38	39-41	42-44	45-47	48-50				
	Men's (Waist)			29-31	32-34	35-37	38-40	41-43				
	Ladies' (Chest)		30-32	32-34	34-36	36-38	39-40					
	Ladies' (Waist)		24-26	26-28	28-30	30-32	32-34					
	Ladies' (Size)	2	4	6	8	10	12					
	Ladies' (Chest)	26-28	28-30	30-32	32-34	36-38	40-42	44-46				
	Unisex (Chest)	29-31	30-32	34-36	38-40	42-44	46-48	48-50	50-52			
	Youth (Chest)	21	22	23	26	27	28					
	Men's (Chest)			34-36	38-40	42-44	46-50	50-52	54-56	58-60	64	
	Junior Ladies' Fit (Size)			0-2	4-6	8-10	12-14	16-18	18-20			
	Ladies' (Size)		0-2	4-6	8-10	12-14	18-20	20-22				
	Youth (Size)		2-4	6-8	10-12	14-16	18-20					
	Youth 705B		4-5	6-7	8	10-12	14-16	18-20				
	Men's (Chest)		30-32	34-36	38-40	42-44	46-48	50-52	54-56	58-60	62-64	
	Adult (Waist)		24-26	28-30	32-34	36-38	40-42	44-46	48-50	52-54	56-58	
	Ladies' (Size)		0-2	4-6	8-10	12-14	16-18	20-22	24-26			
	Juniors' (Size)		0-1	3-5	7-9	11-13	15-17	19				
	Youth (Size)		4-5	6-8	10-12	14-16	18-20					
	Adult (Chest)			36	40	44	48	52	56	60	64	
	Men's/Unisex (Chest)		31-34	34-37	38-41	42-45	46-49	50-53	54-57	58-61		
	Ladies' Jersey & Rib (Size)			2-4	6-8	8-10	10-14	14-18				
	Ladies' Relaxed (Size)			2-6	6-10	10-14	14-18	18-22				
	Ladies' Slouchy (Size)			2-4	6-10	10-14	14-18	18-20				
	Ladies' Flowy (Size)		0-2	2-4	6-10	10-14	14-18	18-20				
	Boxy (Size)			2-6	6-10	10-18						
	Girls' (Size)			6-8	10-12	14-16						
	Youth (Size)			6-8	10-12	14-16						
	Men's (Chest)			34-36	38-40	42-44	46-48	50-52	54-56			
	Men's (Waist)			28-30	32-34	36-38	40-42	44-46	48-50			
	Ladies' (Chest)			32½-34½	35-37	37½-39½	40-42	42½-44½				
	Ladies' (Waist)			24½-26½	27-29	29½-32½	33-36	36½-39				
	Youth (Size)			6-8	10-12	14-16						
	Men's (Chest)			34-36	38-40	42-44	46-48	50-52	54-56	58-60		
	Ladies' (Size)			2-4	6-8	10-12	14-16	18-20				
	Youth (Size)		2-4	6-8	10-12	14-16						
	Men's (Chest)			37-45½	41-47½	45-50½	49-53	53-56	56			
	Ladies' (Chest)		30-30½	34-40	38-42½	41-46	44-47½	47-54				
	Youth (Chest)			27-29	30-32	33-34	37-38	40-41½				

BRAND	GENDER	XXS	XS	S	M	L	XL	2XL	3XL	4XL	5XL	6XL
	Men's (Chest)			34-36	38-40	42-44	46-48	50-52	54-56	58-60	62-64	
	Ladies' (Chest)			28-30	32-34	34-36	38-40	40-42	44-46	48-50	50-52	
	Men's (Chest)			34-36	38-40	42-44	46-48	50-52	54-56	58-60	62-64	66-68
	Ladies' (Size)			4-6	8-10	12-14	16-18	20-22	24-26			
	Men's (Chest)			34-36	38-40	42-44	46-50	50-52	54-56	58-60	62-64	
	Youth (Size)			8	10-12	14-16	18					
	Men's (Chest)		33-36	35½-40	38¼-44	41¼-48	44¼-51	47¼-54	57			
	Ladies' (Chest)			33-35	35-38	38½-42	42-43½	45-47½	51			
	Men's (Chest)			34-36	38-40	42-44	46-48	50-52	54-56	58-60	62-64	66-68
	Ladies' (Size)			4-6	8-10	12-14	16-18	20-22	24-26			
	Youth (Size)		2-4	6-8	10-12	14-16	18-20					
	Men's (Chest)			34-36	38-40	42-44	46-50	50-52	54-56	58-60	62-64	
	Ladies' (Size)		0-2	4-6	8-10	12-14	18-20	20-22	24-26			
	Youth (Size)		2-4	6-8	10-12	14-16						
	Youth (Size) G200B/G240B			6-8	10-12	14-16	18-20	22-24				
	Youth (Size) G500B			4-5	8	10-12	14-16	18				
	Men's (Chest)			34-36	38-40	42-44	46-50	50-52	54-56	58-60	62-64	
	Junior Ladies' (Size)			0-2	4-6	8-10	12-14	16-18	18-20			
	Men's (Chest)		30-32	34-36	38-40	42-44	46-48	50-52	54-56	58-60	62-64	66-68
	Men's (Waist)			28-30	32-34	36-38	40-42	44-46	48-50			
	Ladies' (Size)		0-2	4-6	8-10	12-14	16-18	20-22	24-26			
	Youth (Size)		2-4	6-8	10-12	14-16	18-20					
	Men's (Chest)			42-44	44-48	48-52	52-56					
	Ladies' (Chest)			43	45	47	49					
	Men's (Chest)	32-35	35-39	40-45	44-48	48-51	50-54	52-57	56-60			
	Ladies' (Chest)		28-33	34-39	36-40	38-43	40-45	42-47				
	Unisex (Chest)		45	47	49	51	53	55				
	Men's (Chest)			34-36	38-40	42-44	46-48	50-52	54-56	58-60	62-64	
	Ladies' (Size)			4-6	8-10	12-14	16-18	20-22				
	Youth (Size)		2-4	6-8	10-12	14-16	18-20					
	Adult (Chest)			34-36	38-40	42-44	46-48	50-52	54-56	58-60		
	Ladies' (Size)			2-4	6-8	10-12	14-16	18-20	22-24			
	Juniors' (Size)			0-3	5-7	7-9	11-13	13-15				
	Girls' (Size)		2-4	5/6, 6X	7-8	10-12	14-16					
	Youth (Size)		2-4	6-8	10-12	14-16	18-20					
	Men's (Chest)		33-35	36-38	39-41	42-45	46-49	50-53	54-57			
	Ladies' (Size)		4-6	6-8	8-10	12-14	14-16					
	Men's (Chest)			38-40	40-42	42-44	46-48	50-52	54-56			
	Ladies' (Size)		0-2	4-6	6-8	10-12	14-16	18				
	Youth (Size)		2-4	6-8	10-12	14-16	18-20					
	Unisex T-Shirt & Vests (Chest)			32-34	36-38	40-42	44-46	48-50	52-54	56-58	60-62	64-66
	Outerwear (Chest)			36-38	40-42	44-46	48-50	52-54	56-58	60-62	64-66	68-70
	Adult (Waist)		24-26	28-30	32-34	36-38	40-42	44-46				
	Ladies' (Waist)			24-26	26-28	28-30	30-32					
	Men's (Chest)			34-36	38-40	42-44	46-48	50-52	54-56	56-60		
	Men's (Waist)			28-30	32-34	36-38	40-42	44-46	48-50	52-54		
	Ladies' (Chest)			33½-35	35½-37	37½-40	40½-43	43½-46				
	Ladies' (Waist)			25½-27	27½-29	29½-32	32½-35	35½-38				
	Youth (Chest)		24½-26	26½-28	28½-30	30½-33	33½-36					
	Youth (Waist)		20½-22	22½-24	24½-26	26½-29	29½-32					
	Adult (Chest)			34-36	38-40	42-44	46-48	50-52	54-56			
	Ladies' (Size)			2-4	6-8	10-12	14-16	18-20	22-24			
	Juniors' (Size)			0-3	5-7	7-9	11-13	13-15				
	Youth (Size)		2-4	6-8	10-12	14-16						
	Adult (Chest)			34-36	38-40	42-44	46-48	50-52	54-56	58-60	62-64	
	Juniors' (Size)			28¼/5	30	31¾/5	33					
	Youth (Size)		2-4	6-8	10-12	14-16						